

MURRAYS



Seating Catalogue 2019

specialised seating • porter chairs • riser recliners • orthopaedic chairs



For All Your Seating Needs

Welcome to our new seating catalogue.

- We have worked hard with our partners to design and manufacture many *new and innovative* chairs.
- We provide *quick and responsive assessments* with OTs, professionals or families.
- We stock all chairs and *can deliver immediately*.
- We can *make bespoke chairs* for clients with unusual needs.
- We offer professional training and *in-service demonstrations*.

Call us now to arrange an appointment.

Ireland East: Robert Byrne Ph: 087 2548502 Email: robert.byrne@murrays.ie


Ireland West: David McGinn Ph: 087 6845150 Email: david.mcginm@murrays.ie

Northern Ireland: Denise Kelly Ph: 07795 253569 Email: denise.kelly@murraysmedical.co.uk

Contact us now for your FREE copy of our Posture Guide

Our **FREE** ebook, healthcare professionals guide to specialist seating assessments is available now.

Email: marketing@murrays.ie



Our Customer Promise



provide seating to improve your quality of life



give you the best service possible



listen to you & communicate clearly



treat you with dignity & respect



treat all customers equally

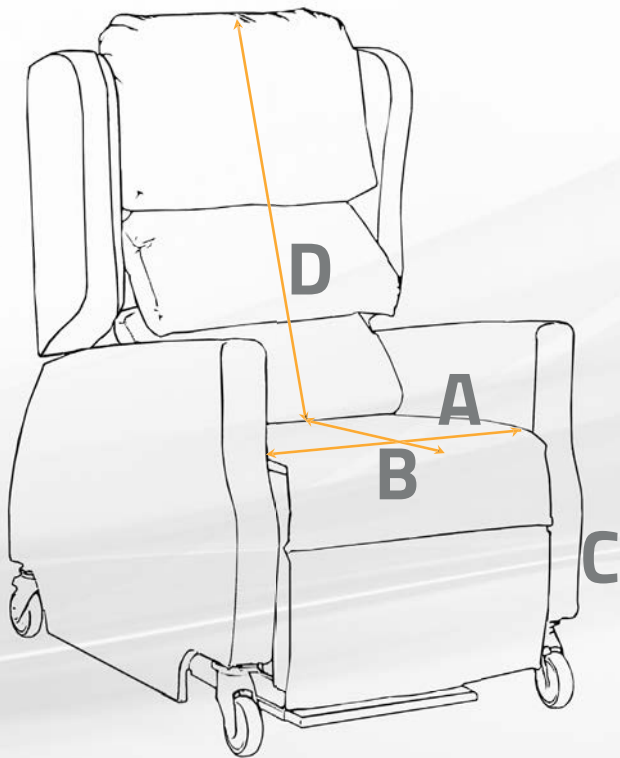


make changes based on your feedback



keep you informed & be honest with you

How to correctly measure your chair



A. Seat width

The chair seat width should be at least one inch either side of your widest point, usually near the pelvis.

For guidance: do not specify a chair with large gaps either side of you as this will create a tendency to lean to one side or the other, creating extra stress on your spine.

B. Seat depth

The seat depth is measured from the front of the chair to the uncompressed lumbar back cushion.

For guidance: there should be good resistance between your back and the back cushion (probably at least 2" compression of the back cushion) and also the back of your calves should not be touching the front of the seat cushion and leg rest area.

C. Seat height

Measure from the floor to the top of the uncompressed seat cushion at the front of the chair.

For guidance: when sitting in the chair the top of the leg should be horizontal with your feet solidly on the floor.

D. Back height

The back height is measured from the seat to the top of the back cushion.

For guidance: it is important that the head is supported in a relaxed position so the top of the cushion is usually as tall as the person sitting in the chair.

Ergonomically designed orthopaedic chairs.



AA3091



Breydon



Perry



Orwell



Cannington

Ergonomically designed bariatric orthopaedic chairs.



Bariatric High Back Chair

A simple supportive chair for ambulant / semi ambulant users.

A	Seat Width:	61cm / 24"
B	Seat Depth:	43cm/17"
C	Seat Height:	46-56.5cm/18-22"
D	Footprint:	787x648/31x25½"
E	Weight:	18kg

- Features:
- Wings
 - Polyurethane arms
 - Height adjustable
 - Transfer wheels for easy movement
 - Non-slip feet
 - Available in brown vinyl

KG
250kg/40st

Whittle High Back Chair

Ergonomically designed for good back / head / lumbar support.



Wide HD

A	Seat Width:	61cm / 24"
B	Seat Depth:	51cm/20"
C	Seat Height:	51cm/20"

Wide XL

A	Seat Width:	71cm / 26"
B	Seat Depth:	51cm/20"
C	Seat Height:	51cm/20"

X-Wide XL

A	Seat Width:	81cm / 28"
B	Seat Depth:	51cm/20"
C	Seat Height:	51cm/20"

- Standard Features
- Reflexion Foam cushion
 - Housekeeping wheels
 - Beech Frame with Medicote anti-bacterial finish

- Options
- Pressure relief seat cushions
 - Drop arms
 - Padded armrest
 - Wings
 - Wide selection of general domestic & healthcare grade fabrics

KG
320kg/50st

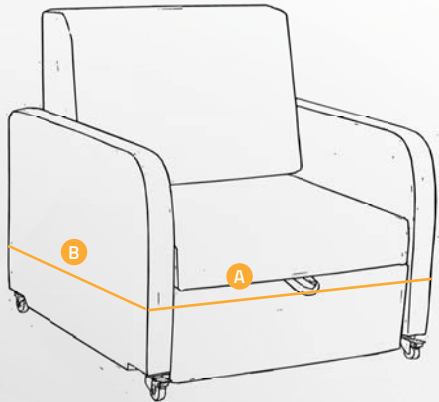
KG
254kg/40st
Wide Hd

The Chimera is a versatile comfortable chair by day that quickly transforms into a full length comfortable bed at night in 4 easy steps.

Standard Features

- Ultima vinyl (choice of 20 colours)
- Castors as standard for housekeeping

Other fabric/vinyl options available on request



A	Overall Width	91½cm / 36"
B	Overall Depth	91½cm / 36"
	Bed Length when fully extended	198cm / 78"

 160kg / 25st

4 easy steps to covert the Chimera from a chair to a bed



1. Pull out base

2. Pull legrest up

3. Pull base out further

4. Put back rest down

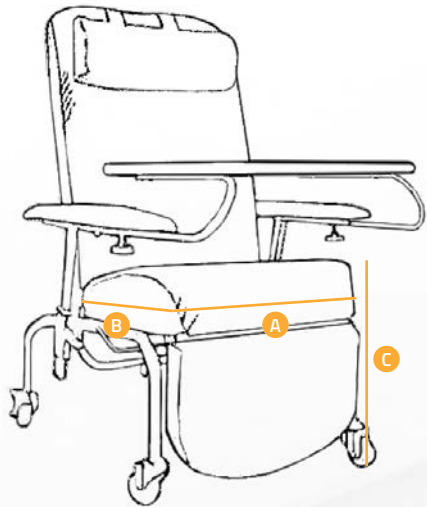
New



This chair offers comfort and versatility. It is ideal for oncology & dialysis wards.

Standard Features

- Reclining backrest operated by gas strut
- Elevating leg rest
- Height adjustable arms
- 4 castors, 2 braked
- Head pillow
- Air integrated pressure relief



A	Seat Width:	53cm / 21"
B	Seat Depth:	48cm/19"
C	Seat Height:	50cm/20"
	Recline Angle:	98-120°
	Leg Rest Angle:	8-90°
	Order Code:	0.0.EL009Z

 160kg / 25st



Rehab Chair | movement



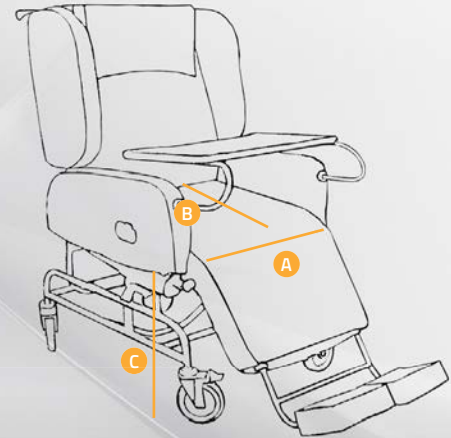
The Air Chair is very popular for use with palliative care patients in hospices or at home.

Standard Features

- Full horizontal recline for sleeping
- Adjustable reclining backrest
- Tilt in space
- Unique air system for high level pressure relief
- Elevating leg rest
- Lockable, non-marking castors
- Breathable, waterproof polyurethane upholstery
- Fold down wings and armrests
- Head Pillow
- Footrests
- Tray



Air Chair | movement



A	Seat Width:	51cm / 20"
B	Seat Depth:	56cm / 22"
C	Seat Height:	61cm / 24"
Recline Angle:		90 - 170°
Order Code:		0.0.EL001Z

KG
160kg / 25st



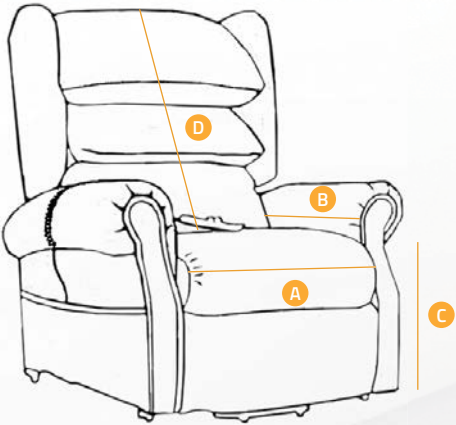
Cloud Comfort Riser Recliners

Standard Features

- Available in Single or Dual motor
- Waterfall backrest
- Quick release handset for easy replacement
- Okin motors
- Memory Foam cushion
- Available in Sandstone Chenille fabric or Black vinyl



Cloud Comfort | movement



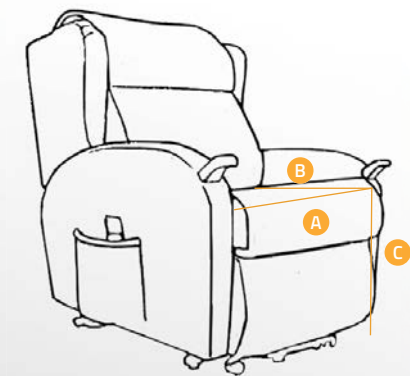
A	Seat Width:	46cm/18" I 51cm/20"
B	Seat Depth:	51cm/20"
C	Seat Height:	48cm/19"
D	Backrest Height:	74cm/29"

KG
160kg / 25st



Air Lift Chair

The ultimate in high risk air cushion pressure relief.



A	Seat Width:	60cm / 23"
B	Seat Depth:	50cm / 20"
C	Seat Height:	50cm / 20"
	Recline Angle:	45 - 105°
	Leg Rest Angle:	5 - 90°
	Order Code: Single Motor:	0.0.EW006Z
	Order Code: Dual Motor:	0.0.EW029Z

 160kg / 25st

Standard Features

- Single or Dual motor
- Unique air system for high level pressure relief
- Wooden knuckles
- Housekeeping wheels
- Breathable, waterproof polyurethane upholstery



Air Lift Chair | movement

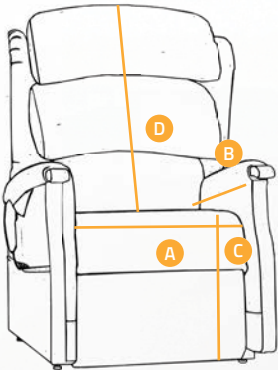


Alto Riser Recliner

Dual motor tilt-in-space riser recliner with in-built very high risk pressure relief.

Standard Features

- Dual motor tilt in space
- Removable seat system (cushion & back rest cushions)
- Very high risk pressure relief Coolform Gel cushion
- Select your own backrest style
- Wooden knuckles
- Glide feet
- Battery back-up
- Hand control with back light and stand-by
- Panaz Cadet vinyl outer, VP waterproof, 4 way stretch on contact areas (Crib 5)



Optional extras

- Anti-entrapment
- Drop arm (manual or electric)
- Heat & massage
- Range of back rest cushion options
- Range of seat cushion options
- Range of head cushions

Other options (sizes, weight capacity, motors, etc) available on request, contact us for a quote.

A	Seat Width:	41cm / 16"	46cm / 18"	51cm / 20"
B	Seat Depth:	41cm / 16"	46cm / 18"	51cm / 20"
C	Seat Height:	41cm / 16"	46cm / 18"	51cm / 20"
D	Back Height:	69cm / 27"	69cm / 27"	76cm / 30"

 127kg / 20st



Alto Riser Recliner | movement

New

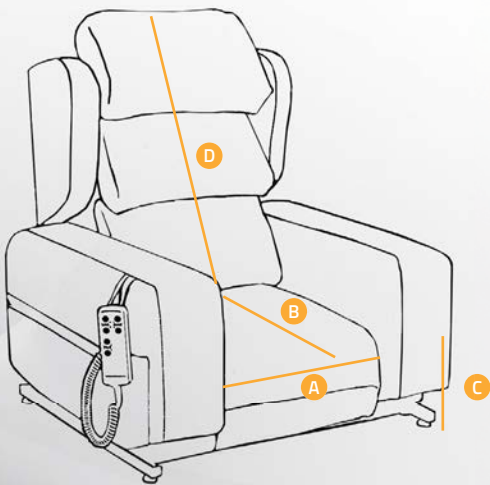


Chairs can be made in any combination of measurements shown above. Other sizes available on request.

Ultra Low

The Ultra Low chair is designed for people of short stature who need comfortable tilt in space recline and rising chair for help when standing.

The mechanisms are hidden in arms of the chair to allow for the comfortable seating and pressure relief options if necessary.



A	Seat Width:	25-86cm / 10-34"
B	Seat Depth:	30-61cm / 12-24"
C	Seat Height:	25-41cm / 10-16"
D	Back Height:	30-76cm / 12-30"
Tilt / Back Angle:		Single 25° Dual 25° + 35° extra
Overall Width:		Seat width + 30cm/12"
Overall Depth:		89cm / 35"
Overall Height:		96.5cm / 39"

127kg / 20st



Ultra Low | movement



Standard Features:

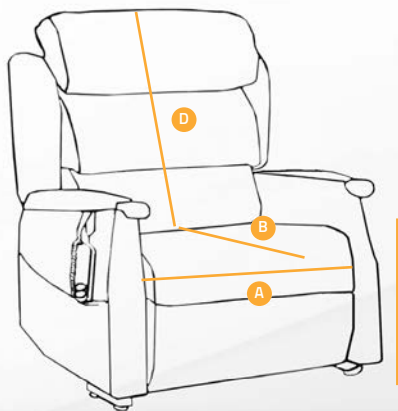
- Choice of Single or Dual tilt in space rise and recline actions
- Legrest raise to almost level with the seat
- Removable three tier waterfall backrest
- Removable foam cushion
- Ultima vinyl outer with VP waterproof, 4 way stretch on contact areas (Crib 5)

Varos Bariatric 35/40st

Bariatric BLTR Riser Recliner

Standard Features

- BLTR Actions (back angle, leg, tilt and rise functions)
- Flat lift
- 20 stone (Varos 35) or 25 stone (Varos 40) heavy duty legrest
- Removable seat system
- Foam cushion
- Waterfall backrest
- Ultima vinyl outer with VP waterproof, 4 way stretch on contact areas (Crib 5)
- Wooden knuckles
- Glide feet



A	Seat Width:	61cm / 24" 66cm / 26" 71cm / 28" 76cm / 30"
B	Seat Depth:	46-56cm / 18-22"
C	Seat Height:	43-51cm / 17-20"
D	Back Height:	69cm / 27" or 76cm / 30"
Back Angle:		40° plus 30° Tilt
Overall Width:		Seat + 23cm / 9"
Overall Depth:		96.5cm / 38"

222kg / 35st 254kg / 40st

Optional Extra's

- Medium or high pressure relief
- Freedom battery back-up
- Extending legrest
- Electric seat retraction
- Drop arm (manual or electric)
- Heat & massage
- Range of back rest cushion options
- Range of head pillows



Varos 35/40 | movement

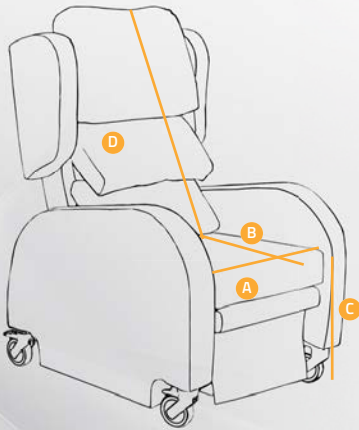


Cirrus Porter

The Cirrus Porter is a mobile chair with gas action recline and manual adjustable seat angle promoting a sense of security and relaxation.

Standard Features

- Manually adjustable seat angle up to 30 degree rake
- Seat depth adjustable
- Removable seat system
- Pull out footplate
- 4 x 4" swivel castors (2 rear castors braked)
- Viscofoam (memory foam) seat cushion
- Waterfall backrest, 3 tier
- Ultima vinyl outer with VP waterproof, 4 way stretch on contact areas (Crib 5)



Optional Extra's

- High risk pressure relief cushions
- Footstool
- Lateral support backrest
- Infection Control Package - easy clean, no velcro, magnets

Cirrus Porter | movement



A	Seat Width:	41cm / 16" 46cm / 18" 51cm / 20"
B	Seat Depth:	46-56cm / 18-22"
C	Seat Height:	41-51cm / 16-20"
D	Back Height:	76cm / 30"
	Back Angle:	100° - 130°
	Overall Width:	63cm / 25" 69cm / 27" 74cm / 29"
	Overall Depth:	89cm / 35"
	Overall Height:	109-114cm / 43-45"

KG
159kg / 25st

Economy Porter Chair with Lift & Rise

A mobile rise and recline chair with dual motor.

Standard Features

- Dual motor
- Memory foam seat
- 4 swivel castors (2 rear castors braked)
- Blue vinyl outer with grey dartex on contact areas
- Removable armrests
- Magazine pocket



Economy Porter Chair | movement



A	Seat Width:	55cm
B	Seat Depth:	54cm
C	Seat Height:	51cm
D	Back Height:	70cm
	Back Angle:	30°

KG
160kg / 25st

Elan Porter with Lift & Rise

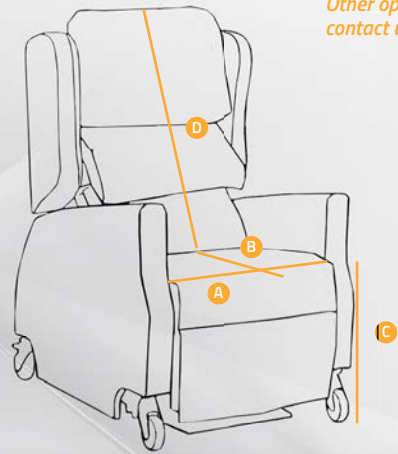
A mobile rise and recline porter chair with dual motor tilt in space control.

Standard Features

- Dual motor tilt in space
- Removable seat system
- Scissor legrest mechanism
- Slide out footrest
- Viscofoam (memory foam) cushion
- Waterfall backrest, 3 tier
- 4 x 4" swivel castors (2 rear castors braked)
- Ultima vinyl outer with VP waterproof, 4 way stretch on contact areas (Crib 5)



Other options (sizes, motors, etc) available on request, contact us for a quote.



Optional Extra's

- High risk pressure relief cushions
- Lateral support backrest options
- Legrest extension
- Range of head pillows
- Battery Back-up (Accupak) - up to 40 cycles
- Infection Control Package - easy clean, no velcro, magnets

Elan Porter | movement



A	Seat Width:	41cm / 16" 46cm / 18" 51cm / 20"
B	Seat Depth:	41-56cm / 16 – 22"
C	Seat Height:	43-56cm / 17-22"
D	Back Height:	69-84cm / 27-33"

KG
127kg / 20st

Varos Bariatric Porter 35/40st

Bariatric BLTR Riser Recliner with Portering Wheels

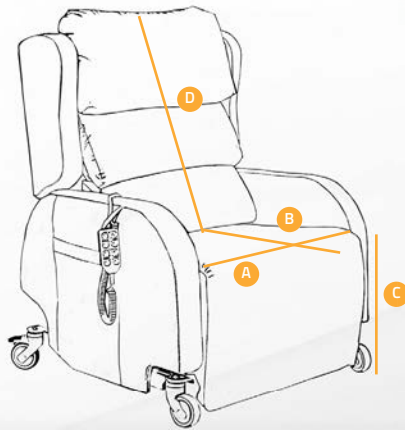
Standard Features

- BLTR Actions (back angle, leg, tilt and rise functions)
- Flat lift
- 20 stone (Varos 35) or 25 stone (Varos 40) heavy duty legrest
- Removable seat system
- Foam cushion
- Waterfall backrest
- Ultima vinyl outer with VP waterproof, 4 way stretch on contact areas (Crib 5)
- 4" castors
- Flip down footrest



Optional Extra's

- Medium or high pressure relief
- reedom battery back-up
- Extending legrest
- Electric seat retraction
- Drop arm (manual or electric)
- Heat & massage
- Range of back rest cushion options
- Range of head pillows
- Wooden knuckles



Varos Bariatric Porter | movement



A	Seat Width:	61cm / 24" 66cm / 26" 71cm / 28" 76cm / 30"
B	Seat Depth:	46-66cm / 18-26"
C	Seat Height:	41-56cm / 16-22"
D	Back Height:	69cm / 27" to 84cm / 33"
	Back Angle:	40° plus 30° Tilt
	Overall Width:	Seat + 23cm / 9"
	Overall Depth:	96.5cm / 38"

KG
222kg / 35st

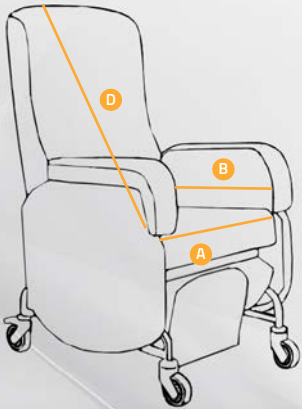
KG
254kg / 40st

Etos Care Chair

The Etos is a highly mobile seating system providing the adjustability to create correct posture and a supportive comfortable seating position.

Standard Features

- Manual tilt in space, 40 degrees
- Manually adjustable negative legrest up to 30 degrees
- Removable seat cushion with visco topper (medium risk)
- Seat depth adjustable
- Comfortable profile backrest
- Adjustable angle integral headrest
- Vertically removable arms for easy hoist access and side transfer
- Easily removable top arms for seat width alteration
- 4 x 4" swivel castors (2 rear castors braked)
- Ultima vinyl outer with VP waterproof, 4 way stretch on contact areas (Crib 5)



Optional Extra's

- High risk pressure relief cushion
- Thoracic supports
- Drop down angle adjustable footplate



Etos Care Chair | movement



A	Seat Width:	41cm / 16" 46cm / 18" 51cm / 20"
B	Seat Depth:	43-51cm / 17-20"
C	Seat Height:	35-46cm / 14-18"
D	Back Height:	76cm / 30"
	Tilt / Back angle:	40°
	Overall Width:	71cm / 28"
	Overall Depth:	91cm / 36"
	Overall Height:	119cm / 47"

 159kg / 25st

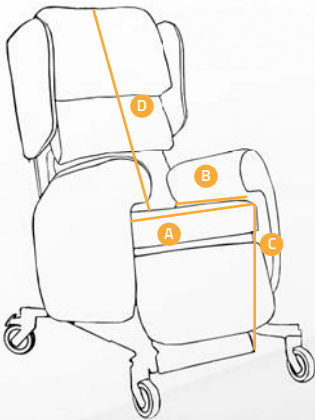
Aveon Kids Tilt-in-Space

The Aveon Kids is a multi-positional, adjustable chair for children.

All adjustments can be made easily without tools.

Standard Features

- Independent tilt in space
- Adjustable back angle
- Adjustable seat depth
- Adjustable seat width
- Adjustable arm height
- Adjustable and removable footplate
- Telescopic extending legrest
- Removable arms for side transfer
- Removable seat system
- Select your own backrest style
- Viscofoam cushion
- Ultima vinyl outer with VP waterproof, 4 way stretch on contact areas (Crib 5)



Optional Extra's

- Motorised tilt in space, back angle recline and legrest
- Alternative RISA base, manual or motorised
- High risk pressure relief cushions
- Lateral support backrest options
- Range of head pillows
- Battery Back-up (Accupak) - up to 80 cycle
- Infection Control Package - easy clean, no velcro, magnets



Aveon Kids Tilt-in-Space | movement



A	Seat Width:	30-43cm / 12-17"
B	Seat Depth:	30-46cm / 12-18"
C	Seat Height (to footplate):	30-41cm / 12-16"
D	Back Height:	66cm / 26"
	Back Angle:	Recline 30°
	Tilt in Space:	30°
	Overall width (from):	61cm / 24"
	Overall depth:	79cm / 31"
	Overall height:	122cm / 48"

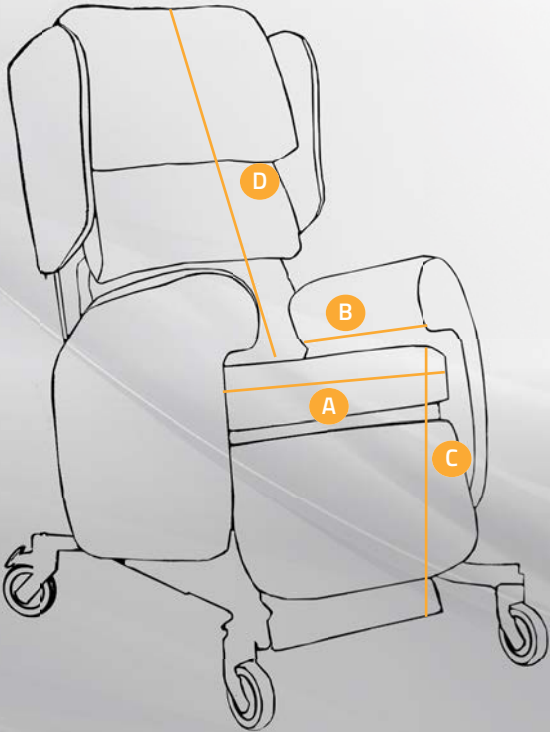
 159kg/25 st

Aveon Care Chair, Tilt-in-Space

The most multi-positional, tool free adjustable chair which can accommodate over 90% of the population.

Available as a manual or motorised chair. The seat height, armrest height, depth and width are easily adjustable without the use of tools. Ideal for for those with complex needs and suitable for home, nursing and residential environments.

Available in standard and petite size.



		Standard	Petite
A	Seat Width:	41-56cm / 16-22"	30-46cm / 12-18"
B	Seat Depth:	46-56cm / 18-22"	30-46cm / 12-18"
C	Seat Height (to footplate):	41-53cm / 16-21"	38-48cm / 15-19"
D	Back Height:	84cm / 33"	66cm / 26"
	Arm Height:	18-30cm / 7-12"	18-30cm / 7-12"
	Tilt / Back angle:	30°	30°
	Overall Width (from):	69cm / 27"	61cm / 24"

 159kg / 25st

Standard Features

- Independent tilt in space
- Adjustable back angle
- Adjustable seat depth
- Adjustable seat width
- Adjustable arm height
- Adjustable and removable footplate
- Telescopic extending legrest
- Removable arms for side transfer
- Removable seat system
- Select your own backrest style
- Viscofoam cushion
- Ultima vinyl outer with VP waterproof, 4 way stretch on contact areas (Crib 5)

Optional Extra's

- Motorised tilt in space, back angle recline and legrest
- Alternative RISA base, manual or motorised
- High risk pressure relief cushions
- Lateral support backrest options
- Range of head pillows
- Battery Back-up (Accupak) - up to 80 cycle
- Infection Control Package - easy clean, no velcro, magnets

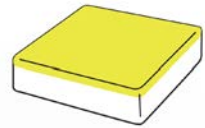
Aveon Care Chair | movement



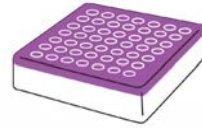
Tool Free Height, Depth and Width Adjustability

Options and Accessories

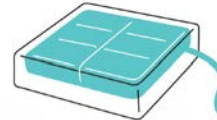
Cushion options



Viscofoam
(medium risk)



Coolform
(very high risk)



Alternating Air
(very high risk)

Backrest options



Waterfall



**Waterfall
Lateral**



**Profile
Waterfall**



Thoracic



**Butterfly
(Full height)**

Headrest options



**Profile
headrest**



**Soft head
cushion**



**Lap Belt
(2 or 4 point)**



***Legrest channel
cushion**

**available for Aveon
and Aveon Kids only*

Accessories



X7 Comfort
Tilt & Recline Wheelchair

Wheelchairs



***A1 Transit**
Basic Attendant
Propelled Wheelchair



X2 Lite
Basic Lightweight
Attendant/Self Propelled Wheelchair



***X3 Pro**
Lightweight
Attendant/Self Propelled
Wheelchair



***X5 Plus/Plus HD**
Modular
Attendant/Self Propelled
Wheelchair



*** Awarded HSE National Framework HSE9233-2**

MURRAYS



Head Office

Murray's Medical Equipment Ltd
Airton Park, Airton Road
Tallaght,
Dublin 24
D24 DY09

T: 01 855 5696

E: eOrders@murrays.ie

W: www.murrays.ie

Northern Ireland

Murrays Medical Equipment Ltd
The Storage Centre
Knockmore Industrial Estate
Moir Road
Lisburn, BT28 2EJ

T: 028 91877951

E: eOrders@murrays.ie

W: www.murraysmedical.co.uk



Showrooms:

Dublin South: Airton Park, Airton Road, Tallaght, Dublin 24. Opening Mon-Fri, 9am-5pm
Dublin City/North: 20-21 Talbot Street, Dublin 1. Opening Mon-Fri, 9am-6pm, Sat 9am-5.30pm